



How to get on the Hankai Tram



1 Before getting on



あびこ道
Abikomichi

HN 15

天王寺駅前
Tennō-ji-Ekimae

HN 01

えびす町
Ebisuchō

HN 51

浜寺駅前
Hamadera-Ekimae

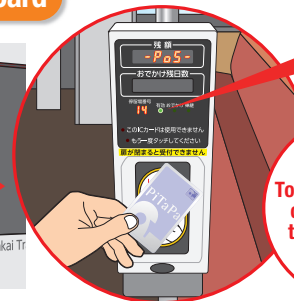
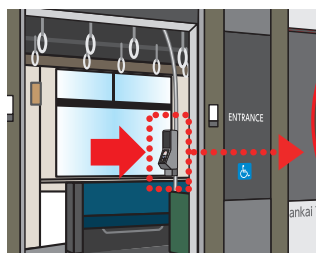
HN 31

2 When you get on



※ You will pay your fare at the time of getting off.
※ No numbered tickets given.

When you use your IC Card



Touch your IC Card on its reader of the right side of the door.

3 Before getting off



4 When you get off



※ No change given.

Here you can put your fare or transfer ticket.

You can get your exchanged coins from here.



Here you can change coins.
(¥50, ¥100 and ¥500)

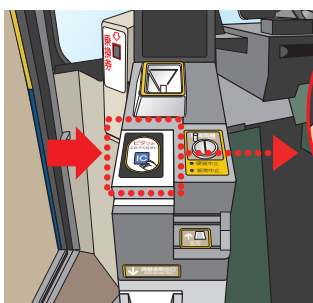
Here you can change bills.
(¥1,000)

Adults
¥240

Child
¥120

Fare Box

When you use your IC Card

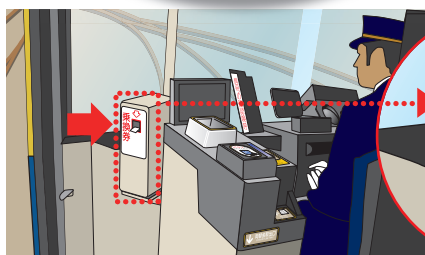


Touch your IC Card again at the time of getting off.

You can touch your IC Card on its reader next to the driver.

※ Only at Tennō-ji-Ekimae, you can touch your IC Card on its reader at the ticket gate after getting off the trams.

When you change lines
at Abikomichi and
Sumiyoshi



Please put your fare in the fare box and take a transfer ticket. You can go to your destination only with it after transfer.

When you use your IC Card



When you change lines, transfer will be applied by touching the IC Card for 4 times (when you get on and off the tram) before and after taking a tram.

※ Transfers will not be applicable if overlap lines are used after changing lines.